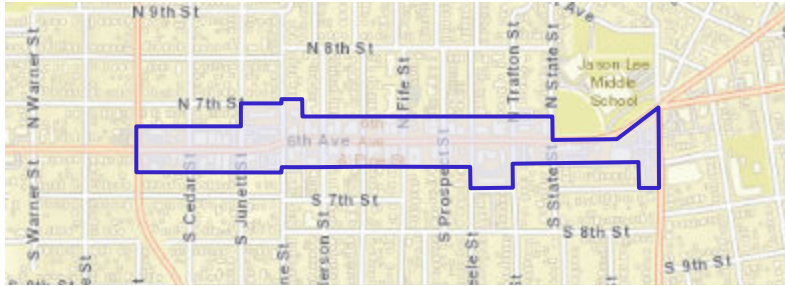




Key Demographics

6th Ave



EDUCATION

6%

No High School Diploma



21%
High School Graduate



36%
Some College



37%
Bachelor's/Grad/Prof Degree

HOUSING STATS



\$353,636

Median Home Value



\$8,132

Average Spent on Mortgage & Basics



\$1,005

Median Contract Rent

KEY FACTS

315

Population



1.6
Average Household Size

36.3

Median Age

\$69,335

Median Household Income

HOUSING



201

2017 Total Housing Units



2

ACS HUs/Year Built: 2010 or Later



100

2017 Owner Occupied HUs



4

ACS HUs/Year Built: 2000-2009



7

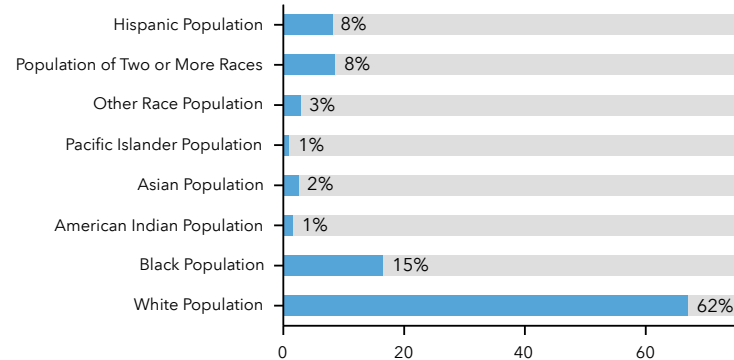
2017 Vacant Units



10

ACS HUs/Year Built: 1990-1999

2021 Race and Hispanic Origin (Esri)



BUSINESS



42

Total Businesses



235

Total Employees

Households By Income

The largest group: \$100,000 - \$149,999 (28.4%)

The smallest group: \$200,000+ (4.1%)

Indicator ▲	Value	Diff
<\$15,000	11.9%	+5.3%
\$15,000 - \$24,999	6.2%	+0.8%
\$25,000 - \$34,999	7.7%	+1.8%
\$35,000 - \$49,999	7.2%	-4.0%
\$50,000 - \$74,999	20.1%	+2.3%
\$75,000 - \$99,999	8.8%	-6.9%
\$100,000 - \$149,999	28.4%	+5.9%
\$150,000 - \$199,999	5.2%	-2.0%
\$200,000+	4.1%	-3.6%

Bars show deviation from

Pierce County

EMPLOYMENT



69%

White Collar



11%

Blue Collar



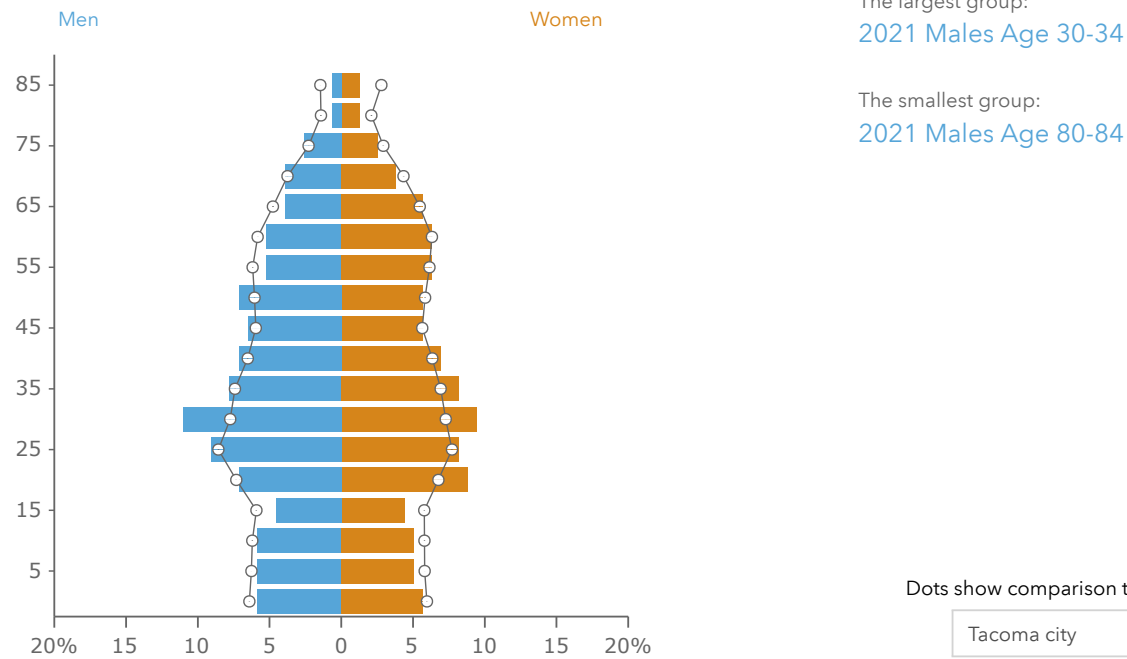
18%

Services

6.6%

Unemployment Rate

Age Pyramid



ANNUAL HOUSEHOLD SPENDING



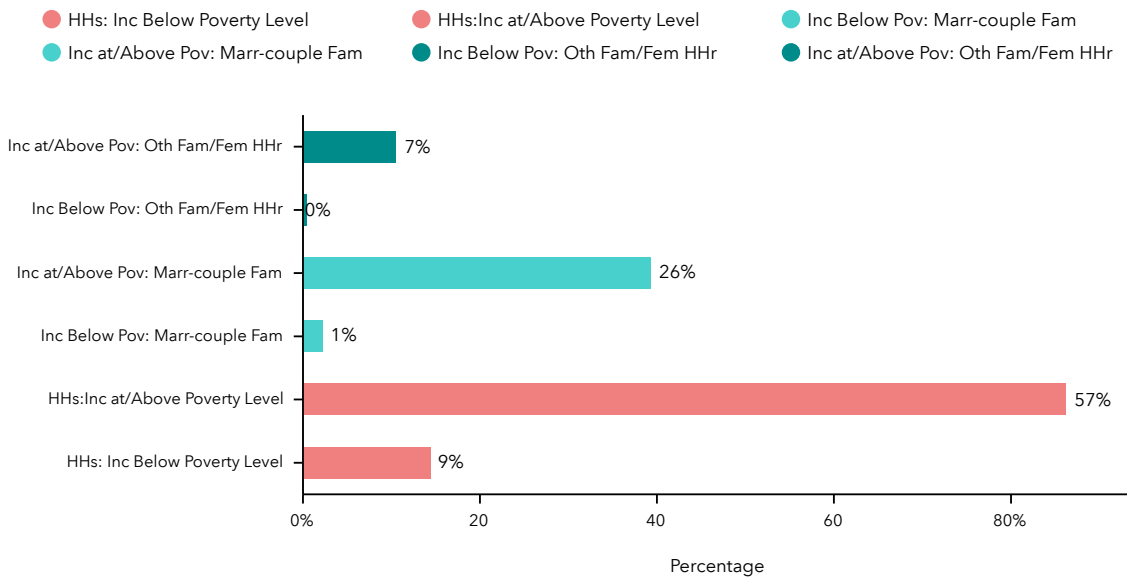
INTERNET ACCESS



CRIME INDEX



2015-2019 Households by Poverty Status (ACS)



2015-2019 Labor Force by Industry (Esri)

